

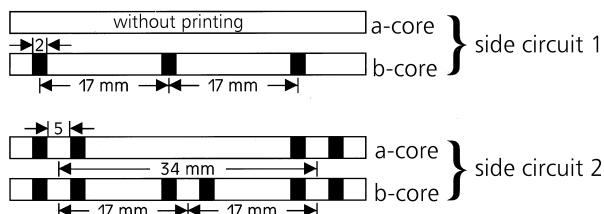
Colour code according to DIN VDE 0816 and extended

Outdoor Telephone Cables

A-2Y(L)2Y ... Bd and A-2YF(L)2Y ... Bd

A-02Y(L)2Y ... Bd, A-02YSF(L)2Y ... Bd and A-2Y0F(L)2Y ... Bd

The insulating coverings of single conductors of a quad are to be marked with black rings:



The insulating cores of five star quads of a sub-unit must have the following colours:

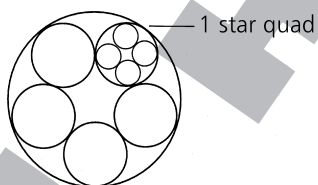
- Quad 1: basic colours of all conductors red
- Quad 2: basic colours of all conductors green
- Quad 3: basic colours of all conductors grey
- Quad 4: basic colours of all conductors yellow
- Quad 5: basic colours of all conductors white

The first sub- or main-unit in each layer is to be marked by an open helix of plastic tape of red (marker). All other sub- or main-units must be whipped with an open helix of white or uncoloured plastic tape.

The quads of a sub-unit are to be counted according to the sequence of basic colours. In cables with more than 5 star quads, the sub- and main-units must be counted continuously beginning with maker-unit at inner layer towards outside.

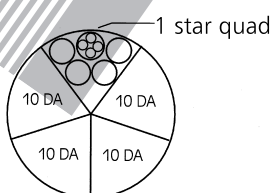
Design of a sub-unit:

Consist of 5 star quads = 10 pairs (DA)
(DA = double core or pair)



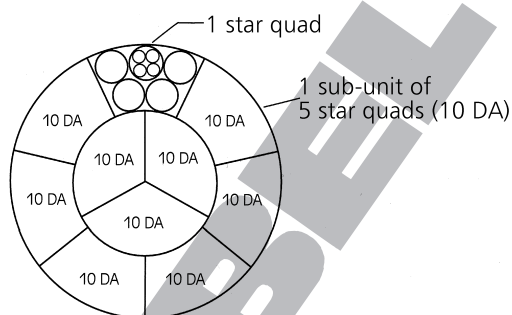
Design of a main-unit:

Consist of 5 sub-units = 50 pairs (DA)



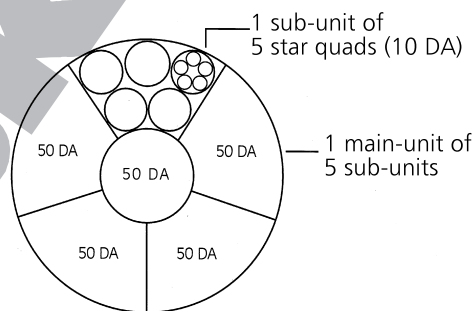
Design of a main-unit:

Consist of 10 sub-units = 100 pairs (DA)



Design of a 300-pairs cable:

Consist of 6 main-units, each of 50 pairs (DA)



Design of a 1500 pairs cable:

Consist of 15 main-units, each of 100 pairs (DA)

