Current ratings for cables and insulated wires

up to 1000 V and heat resistant cables

Permissible operating temperature at conductor 40°C to 180°C as per type
Ambient temperature 30°C to 150°C, as per type

Type designation	H05V-U, -K H07V-U, -R, -K H07V3-U, -R, -K N05XAFX, N07XAFX NFYW H05RN-F, H07RN-F H05V2-U, H05V2-K H07V2-U, H07V2-K H05Z-U H07Z-U, -R, -K NHXA, NHXAF H05G-U, H05G-K H07G-U, -R, -K N7YA, N7YAF N2GFA, N2GFAF H05S-U, H05S-K H05SJ-K, A05SJ-U, -K H07ZZ-F	H03RT-F, A03RT-F H05RR-F, A05RR-F, A05RRT-F H05RN-F, A05RN-F H05RNH2-F H07RN-F, A07RN-F H03VH-Y[1], H03VH-H H03VV-F, A03VV-F, H03VVH2-F H05VV-F, A05VV-F, H05VVH2-F H03VVH8-F H03VVH2H8-F H05VVH8-F H05VVH2H8-F H07ZZ-F [2]		NPL, NMHCÖU, NYMHYV NSHCÖU, NGFLGÖU, NSHTÖU H05RTD5-F, H05RND5-F H05RTD3-F, H05RND3-F H07RTD5-F, H07RND5-F H07RTD3-F, H07RND3-F H07RN-F, A07RN-F NYMH11YÖ, NGMH11YÖ H05VVH6-F, H05VVD3H6-F H07VVH6-F, H07VVD3H6-F A07VVH6-F, A07VVD3H6-F NXMHX H05VV5-F, H05VVC4V5-K NYSLY, NYSLYCY NLSY, NLSCY NSY, NSCY NYPLYW, NYFAZW N2GSA, N2GMH2G	JZ-500, -JB, -OZ, -OB JZ-600, -CY, JZ-750 SY-JZ, -JB JZ-602, -CY, -RC, -RC-CY JZ-HF, -CY, PURö-JZ F-C-PURö-JZ, Yö-C-PURö-JZ PUR-750, PURö-JZ-HF, -CY MULTIFLEX 512 PUR, C-PUR PUR-ORANGE, -{0,0,100,0} PUR-C-PUR TRONIC (≥0,5 mm²) TRONIC-CY (≥0,5 mm²) F-CY-JZ, -OZ, Y-CY-JZ THERM 120 JZ-500 HMH, -C BAUFLEX, MULTIFLEX-PLUS Lift-Hoist cable Lift-2S, PVC-Flat, -CY NEO-Flat, -CY TOPSERV®, TOPFLEX
Installation: ● in open air ● upon or on surface	in open air 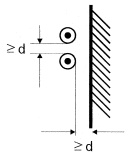	upon or on surface 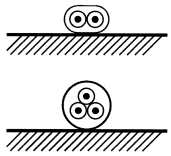		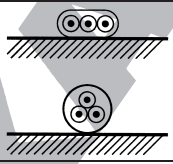	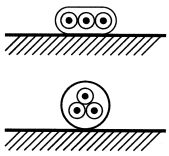
Number of loaded cores	1	2	3	2 or 3	
Cross-section, mm²	Current ratings in Ampere (A)				
0,5	–	3	3	9	9
0,75	15	6	6	12	12
1	19	10	10	15	15
1,5	24	16	16	18	18
2,5	32	25	20	26	26
4	42	32	25	34	34
6	54	40	–	44	44
10	73	63	–	61	61
16	98	–	–	82	82
25	129	–	–	108	108
35	158	–	–	135	135
50	198	–	–	168	168
70	245	–	–	207	207
95	292	–	–	250	250
120	344	–	–	292	292
150	391	–	–	335	335
185	448	–	–	382	382
240	528	–	–	453	453
300	608	–	–	523	523
400	726	–	–	–	–
500	830	–	–	–	–

Conversion factors for deviating ambient temperature, grouping, installation under the ceiling, multicore cables and insulated wires – see DIN VDE 0298 part 4.

[1] Nominal cross-sectional area 0,1 mm², loadable with 0,2 A, independent of the ambient temperature
[2] The current ratings are valid for the application of household equipment conductor cross-section ≤0,34 mm² – see table page T 26

HELUKABEL®